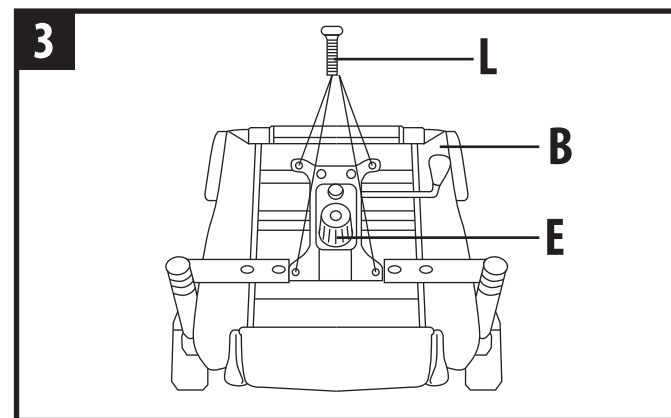
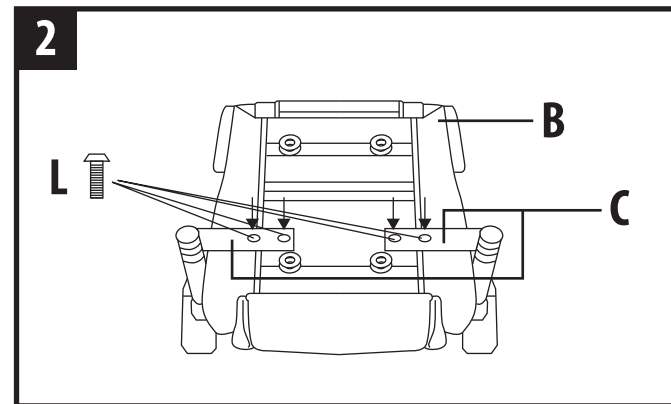
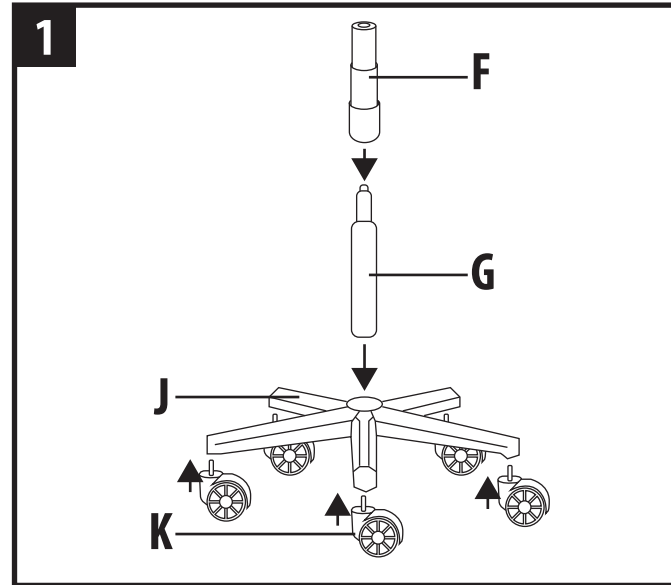


# XD Gaming

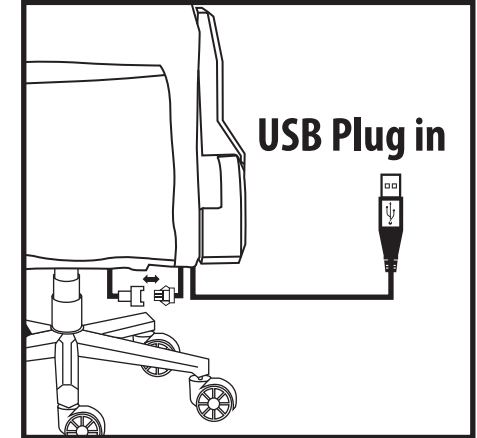
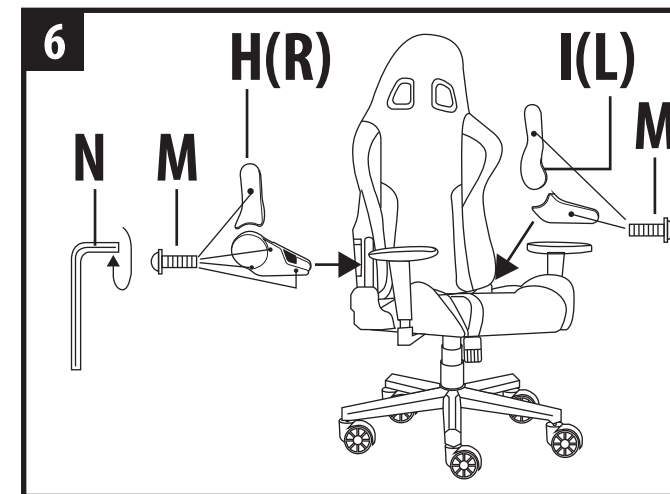
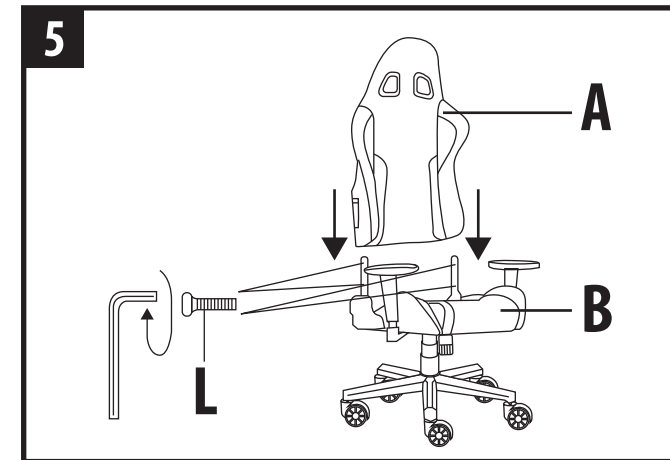
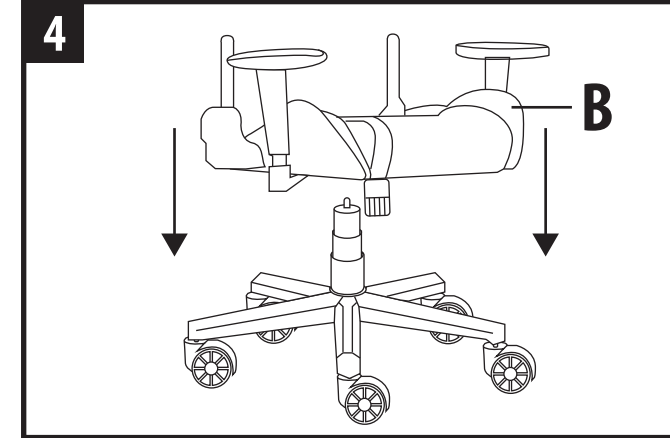
## ISTRUZIONI DI MONTAGGIO

Art. XDGC007

<b>A x1</b> 	<b>G x1</b> 
<b>B x1</b> 	<b>H x1(R)</b> 
<b>C x2</b> 	<b>I x1(L)</b> 
<b>D x1</b> 	<b>J x1</b> 
<b>E x1</b> 	<b>K x5</b> 
<b>F x1</b> 	<b>L x12</b> 
<b>G x1</b> 	<b>M x6</b> 
<b>H x1(R)</b> 	<b>N x1</b> 
<b>I x1(L)</b> 	<b>O x1</b> 



Fabbricante: DML S.p.A. - Via Emilia Levante, 30/a - 48018 Faenza (RA) Italy - www.xd-enjoy.com - MADE IN CHINA



### RGB Remote Control

Diagram of the RGB Remote Control with the following functions:

- On/ Play/Pause
- Auto Play Mode
- Off(Auto Save)
- 10 speed adjustment
- 366 Mode switching
- Light/Dark adjustment